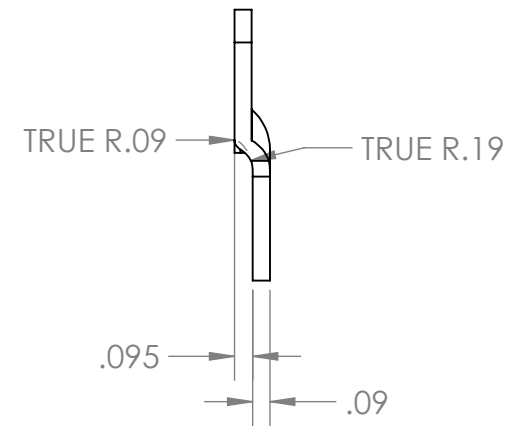
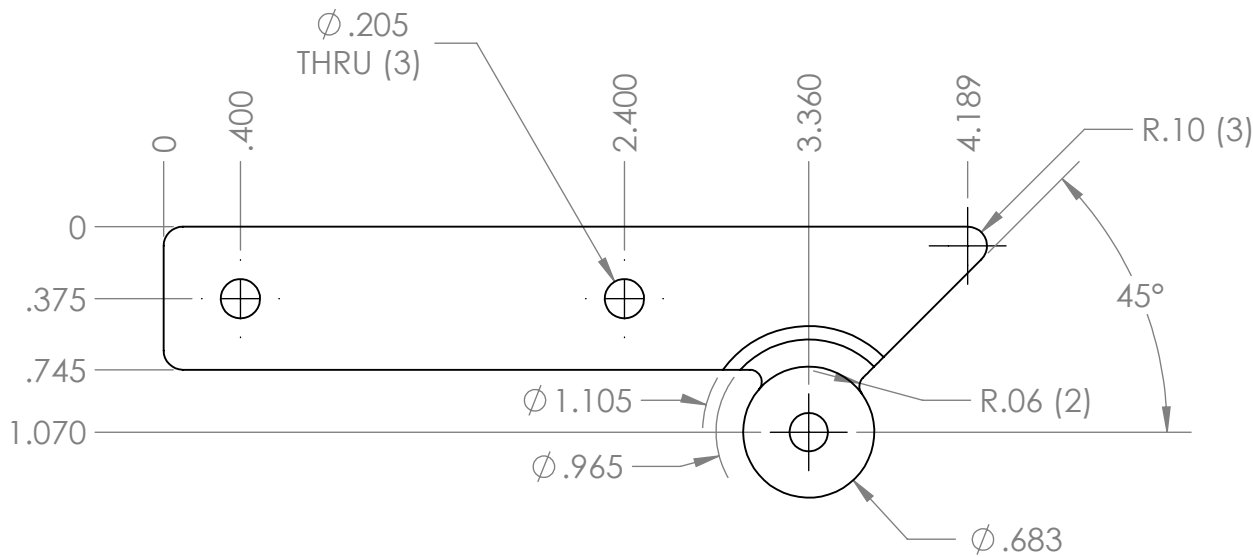
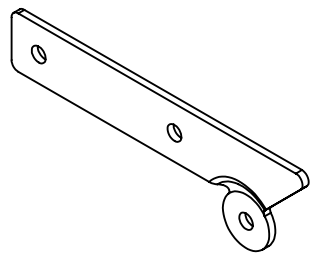


REVISION HISTORY			
REV.	DESCRIPTION	DATE	DRAWN BY
1	ORIGINAL PRINT	9/12/2013	B. MARIS
2	DRAWN TO MEET AMDS-1	5/29/2018	A. SHORES



\*\*\* SEE CAD FOR ADDITIONAL TOOLPATH INFO\*\*\*



UNLESS OTHERWISE SPECIFIED:		COMMENTS:					
<b>DIMENSIONS ARE IN INCHES</b>		DUAL DIMENSIONS ARE IN MILLIMETERS.					
TOLERANCES: FRACTIONAL ±1/16 ANGULAR: MACH ±1° ANGULAR: BEND ±5° ONE PLACE DECIMAL ±0.1 TWO PLACE DECIMAL ±0.01 THREE PLACE DECIMAL ±0.0005 FOUR PLACE DECIMAL ±0.0005		BREAK ALL SHARP EDGES		TITLE: <b>CORNER HINGE FORMED</b>			
MATERIAL <b>MILD STEEL</b>		CHECKED	NAME NL	DATE 6/6/18	SIZE <b>A</b>	DWG. NO. <b>am-2589</b>	REV <b>2</b>
FINISH <b>ZINC PLATED</b>		ENG APPR.		MFG APPR.		SCALE: 1:1 WEIGHT:	
DO NOT SCALE DRAWING		Q.A.				SHEET 1 OF 1	