

4

3

2

1

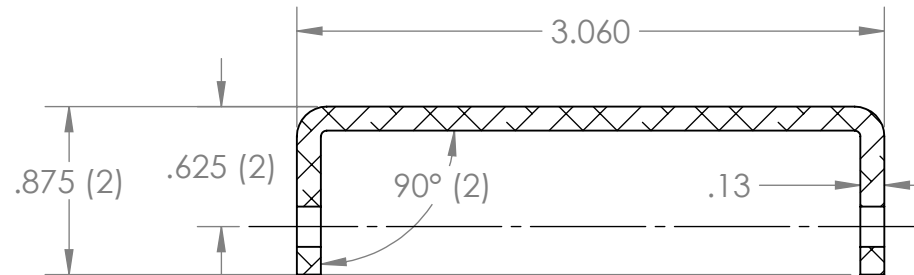
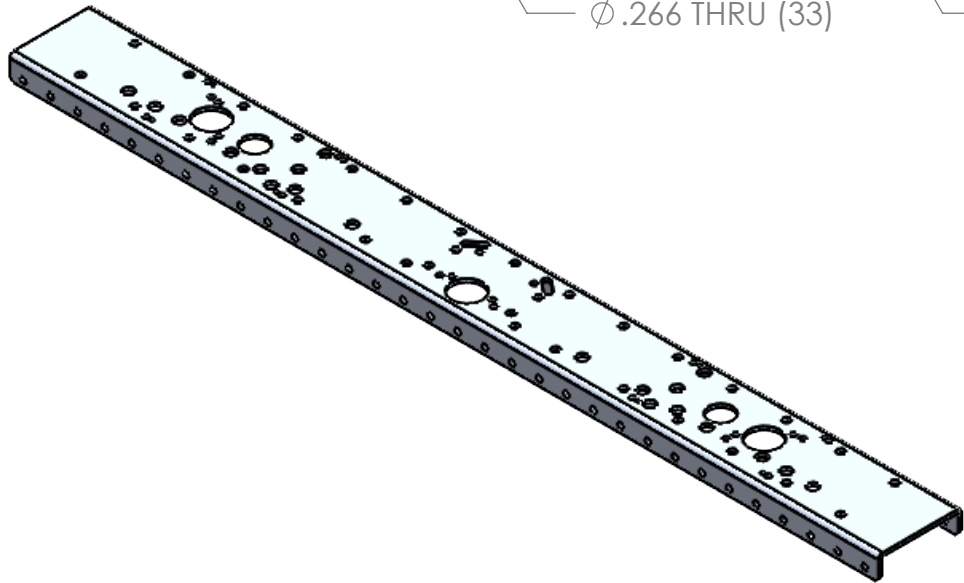
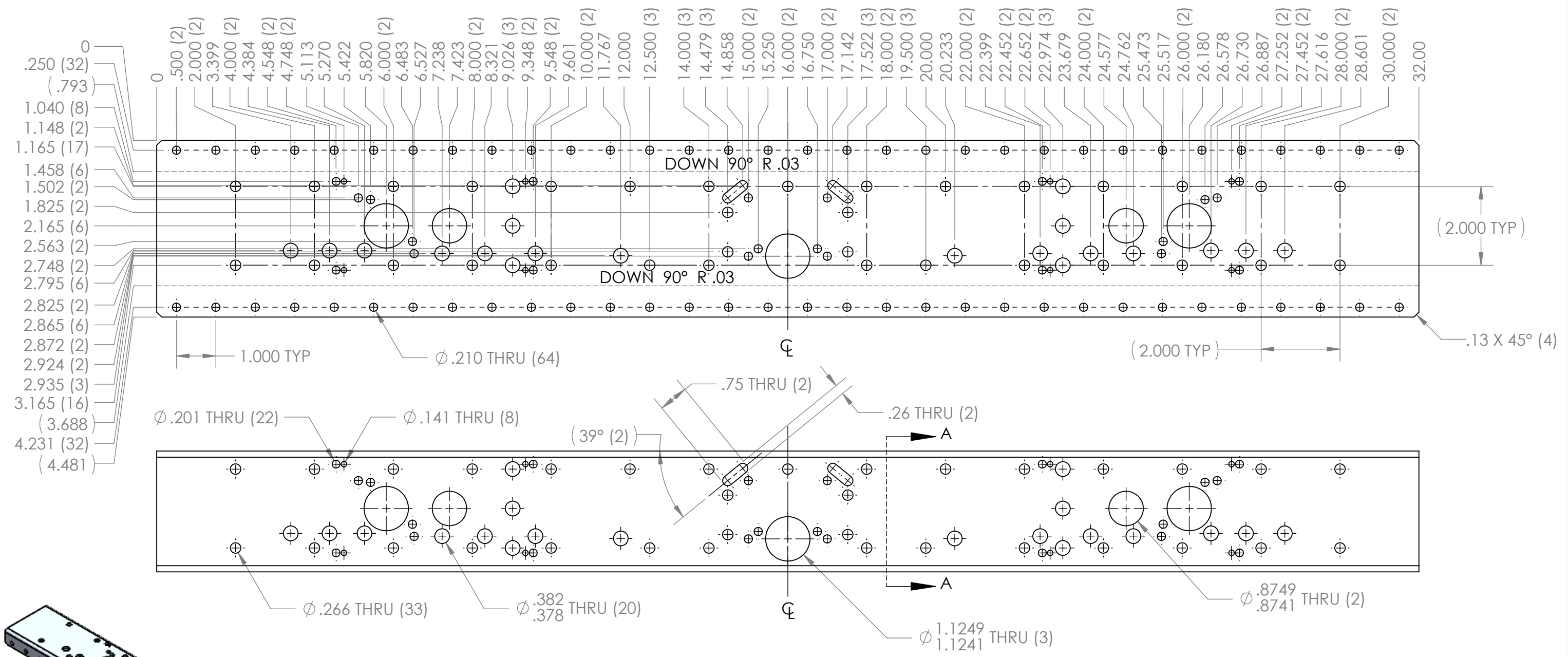
REVISION HISTORY			
REV.	DESCRIPTION	DATE	DRAWN BY
1	ORIGINAL PRINT	6/4/2021	N. MASSOUDA

B

B

A

A



\*\*\* SEE CAD FOR ADDITIONAL TOOLPATH INFO\*\*\*

UNLESS OTHERWISE SPECIFIED: <b>DIMENSIONS ARE IN INCHES</b>		COMMENTS: DUAL DIMENSIONS ARE IN MILLIMETERS. BREAK ALL SHARP EDGES.			
TOLERANCES: FRACTIONAL ±1/16 ANGULAR: MACH ±1° ANGULAR: BEND ±5° ONE PLACE DECIMAL ±0.1 TWO PLACE DECIMAL ±0.01 THREE PLACE DECIMAL ±0.005 FOUR PLACE DECIMAL ±0.0005					
MATERIAL 5052 AL		NAME NL	DATE 6/25/21	SIZE <b>B</b>	DWG. NO. am-3921a
FINISH DEBURRED		ENG APPR.		REV 1	
DO NOT SCALE DRAWING		MFG APPR.		SCALE: 2:5	SHEET 1 OF 1

4

3

2

1