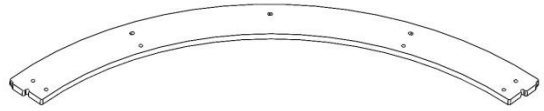











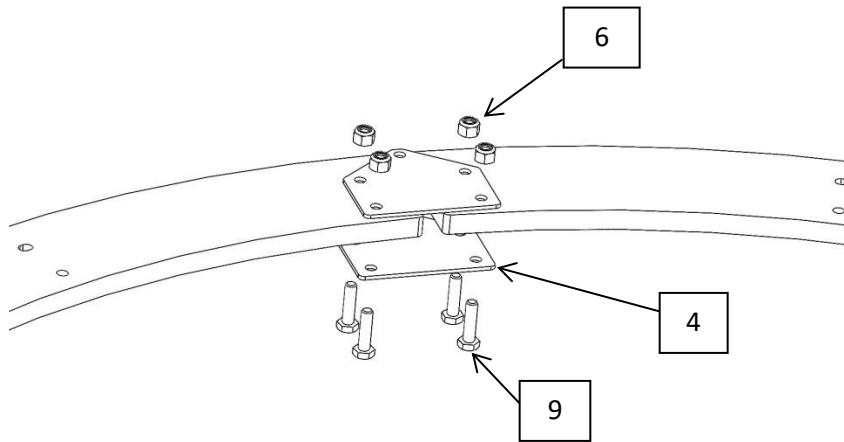
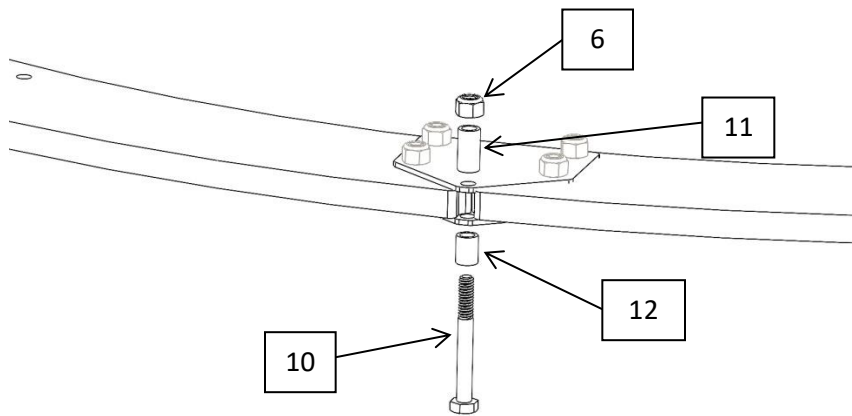


Included Parts & Hardware				
Part	Item	Item Description	Quantity	
1	ip-4671_uhlr	Upper Hub Large Rib	4	
2	ip-4671_uhvp	Upper Hub Vision Plastic	4	
3	am-4676	Upper Hub Vision Angle	12	
4	ip-4672_vrjp	Vision Ring Joint Plate	8	
5	am-1189 or similar	Cable Tie	10	
6	am-1015	1/4-20 Nylock Nut	44	
7	am-1027	1/4" id washer	12	
8	am-1602	Hex Head Screw, 1/4-20 x 5/8 long	12	
9	am-1603	Hex Head Screw, 1/4-20 x 1.0 long	28	
10	am-1616	Hex Head Screw, 1/4-20 x 2.25 long	4	
11	am-1614	Spacer, 3/8 od x .265 id x 3/4 long	4	
12	am-1615	Spacer, 3/8 od x .265 id x 3/8 long	4	
Optional – Not Included in Kit				
13	am-2934 OR FIRST Choice	3M Vision Tape, 5" long x 2" wide	16	(not included in kit)

1. Install Vision Ring Joint Plates (item 4, qty. 4) to Upper Hub Large Ribs (item 1, qty. 4), using the 1" screws (item 9, qty. 4 per Rib) and 1/4-20 nuts (item 6, qty. 4 per Rib).

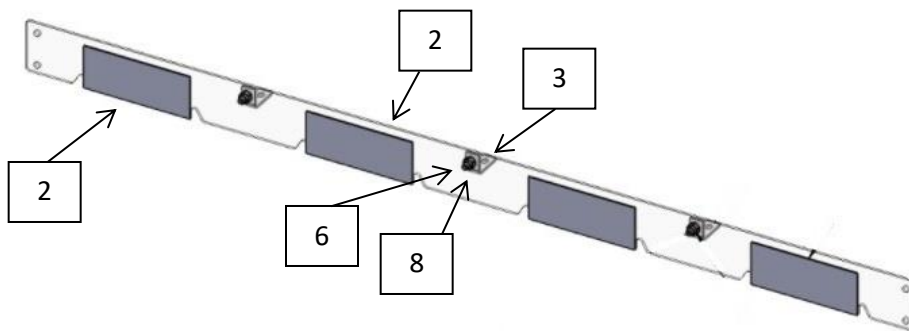


2. Install the 1/4-20 x 2.25" screw (item 10, qty. 4) into Vision Ring Joint Plate. Use 2 unique spacers (items 11 & 12, qty. 1 in each of 4 joints). Attach with nut (item 6, qty. 1 for each plate). **Do not overtighten.**

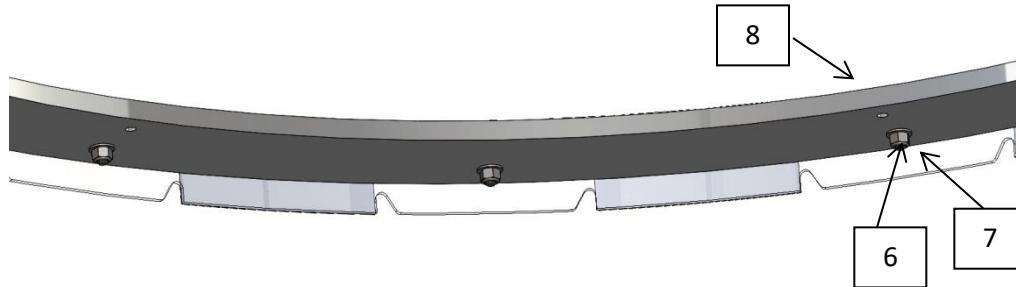


*Be careful not to overtighten screws during or the spacer may become damaged.*

3. Attach Upper Hub Vision Angles (item 3, qty. 3 per Plastic piece) to the Upper Hub Vision Plastic (item 2, qty. 1), using the 5/8" screws (item 8, qty. 3 per Plastic piece) and 1/4-20 nuts (item 6, qty. 3 per Plastic piece). Attach 5" x 2" Vision Tape as shown (Item 13, qty. 4 per Plastic piece). Vision tape is supplied by customer.



4. Attach Upper Hub Vision Plastic assembly to Large Rib, using 5/8" long screw (item 8, qty. 12) with nut (item 6, qty. 12) and washer (item 7, qty. 12) fastened on the bottom of the plastic.



5. Apply 2 cable ties (item 5, qty. 8) at each joint to attach plastic to spacer posts (4 locations)

