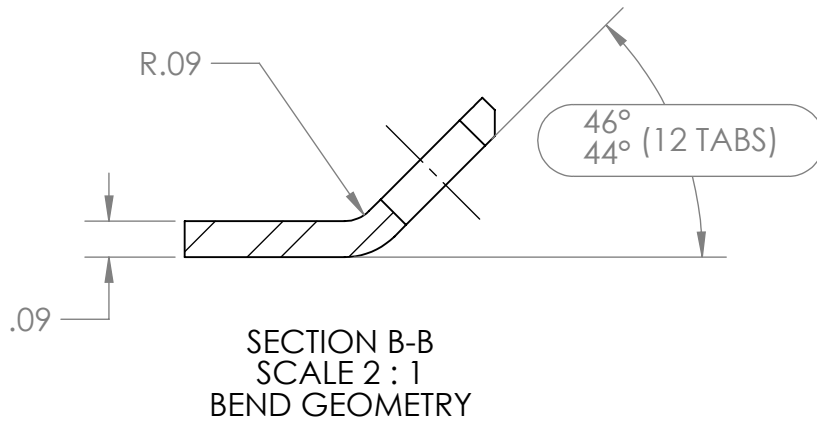
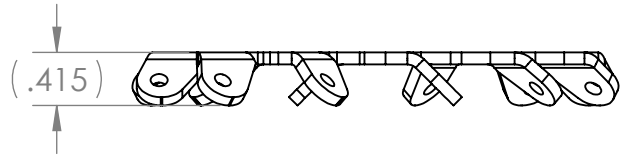
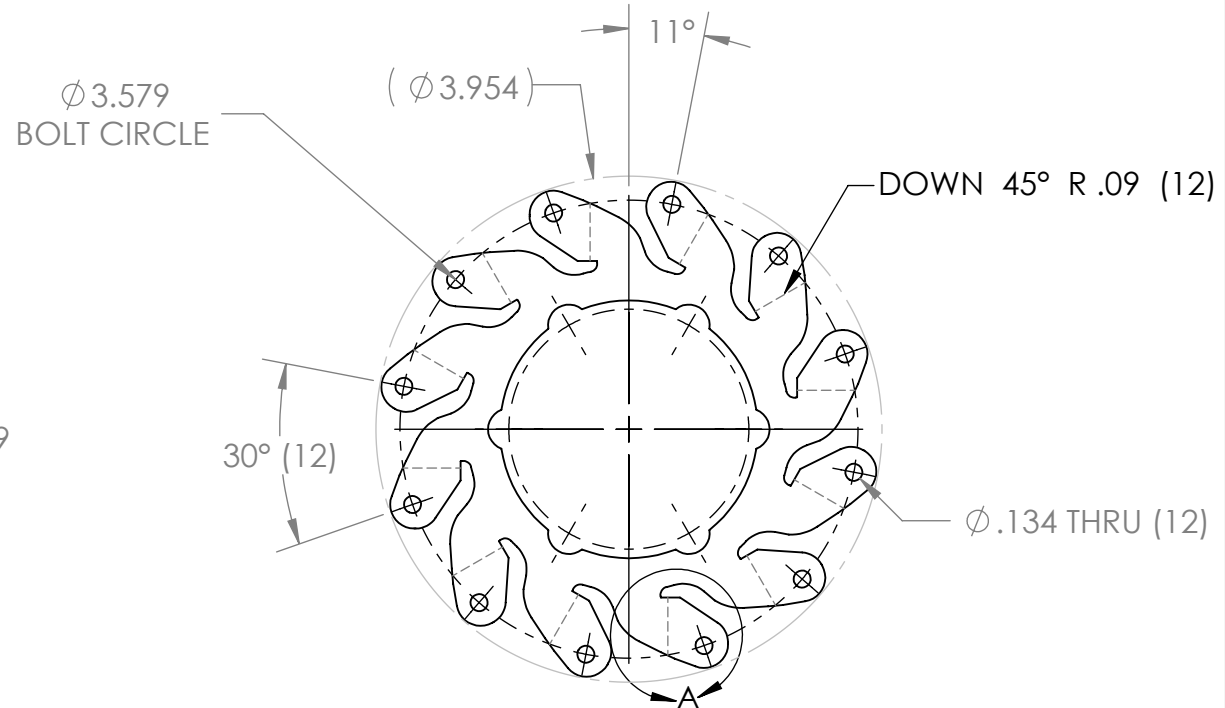
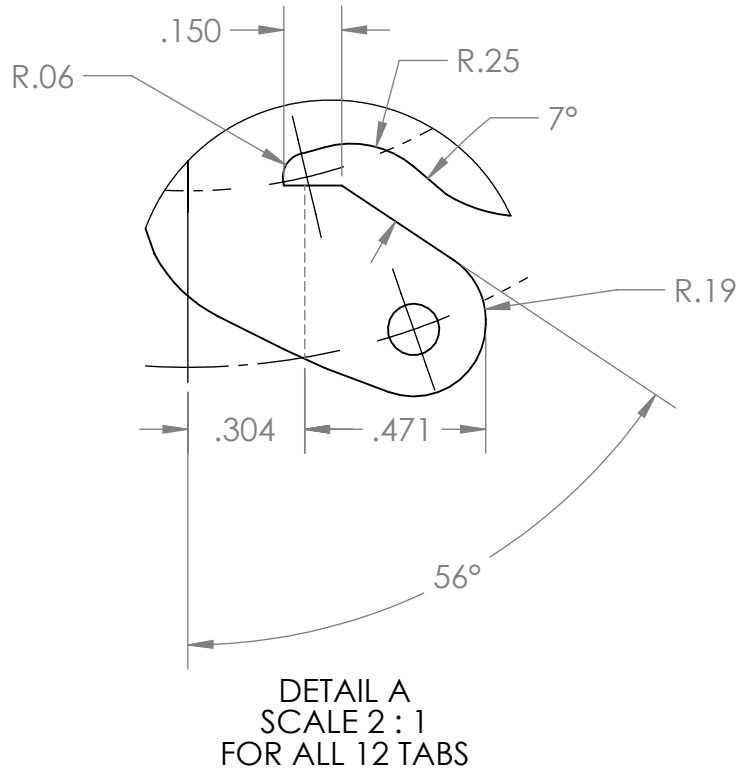
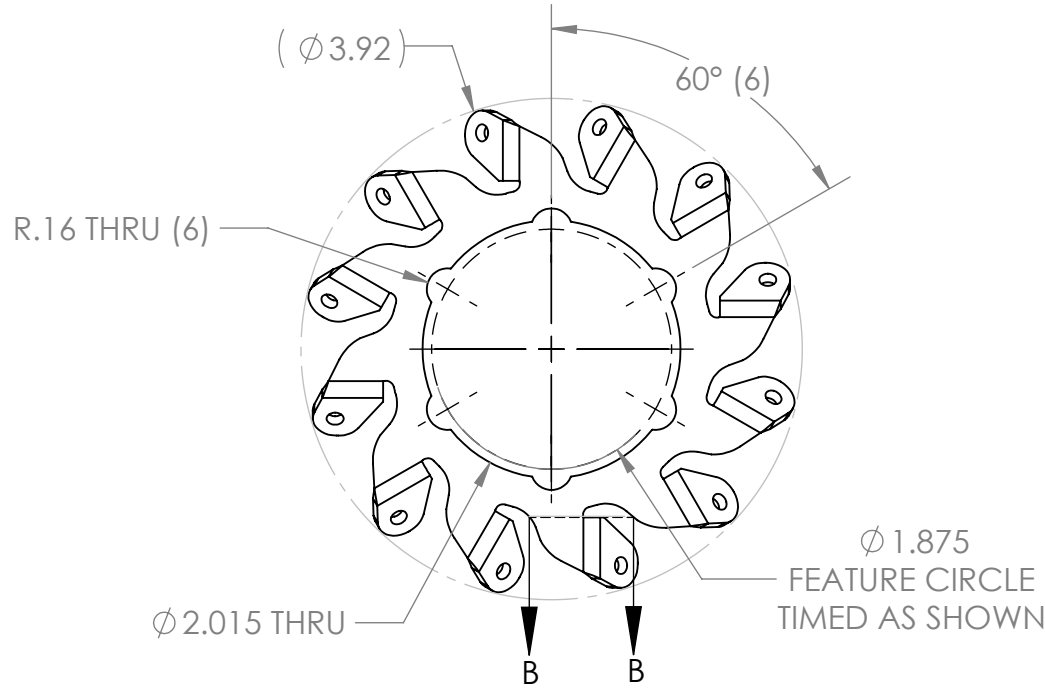


REVISION HISTORY			
REV.	DESCRIPTION	DATE	DRAWN BY
1	ORIGINAL PRINT	6/10/2022	P. YEUNG
2	UPDATED PART GEOMETRY	7/18/2022	P. YEUNG



*** SEE CAD FOR ADDITIONAL TOOLPATH INFO***

UNLESS OTHERWISE SPECIFIED:		COMMENTS:	
DIMENSIONS ARE IN INCHES		DUAL DIMENSIONS ARE IN MILLIMETERS.	
TOLERANCES:		BREAK ALL SHARP EDGES.	
FRACTIONAL	$\pm 1/16$	CHECKED	NAME
ANGULAR: MACH	$\pm 1^\circ$	ENG APPR.	NL
ANGULAR: BEND	$\pm 5^\circ$	MFG APPR.	DATE
ONE PLACE DECIMAL	± 0.1	Q.A.	7/19/22
TWO PLACE DECIMAL	± 0.01		
THREE PLACE DECIMAL	± 0.005		
FOUR PLACE DECIMAL	± 0.0005		
MATERIAL	CRS		
FINISH	DEBURRED ZINC PLATED		
DO NOT SCALE DRAWING			


 TITLE:
**4IN BALL BEARING
 MECANUM LEFT PLATE**
 SIZE **B** DWG. NO. **am-4734L_plate** REV **2**
 SCALE: 1:1.5 SHEET 1 OF 1

4

3

2

1

4

3

2

1

B

B

A

A