

4

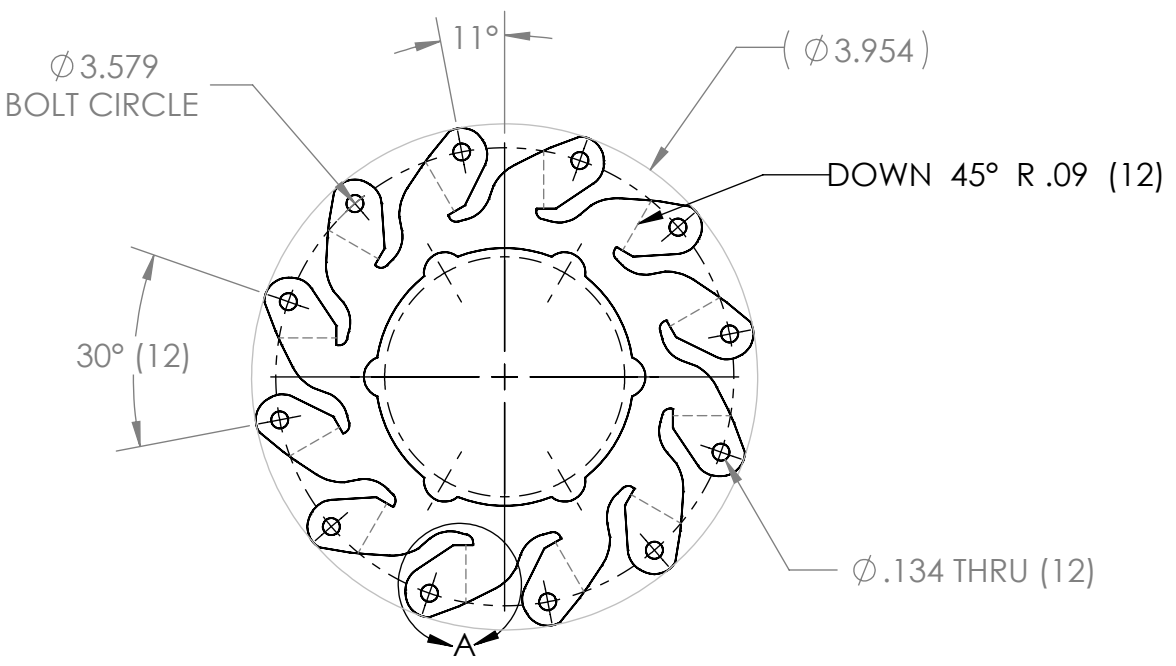
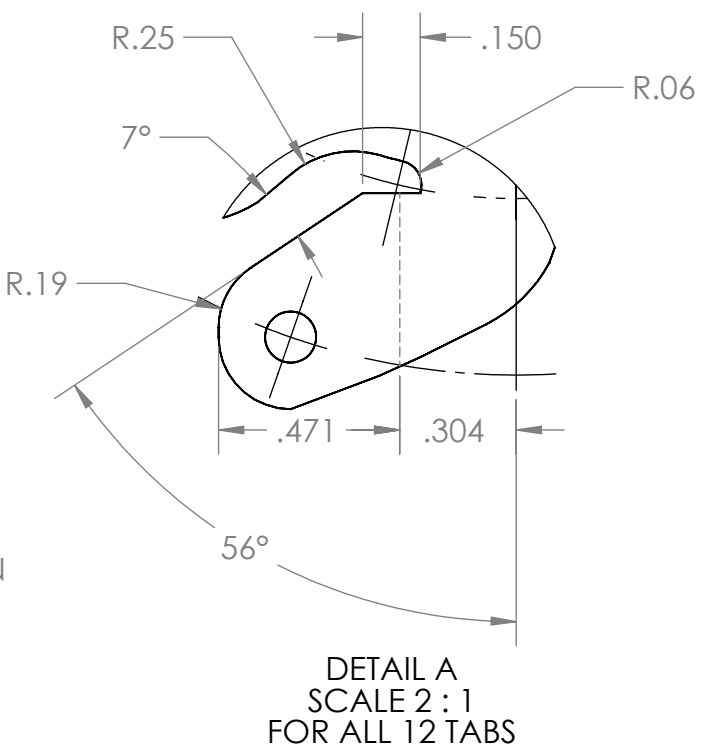
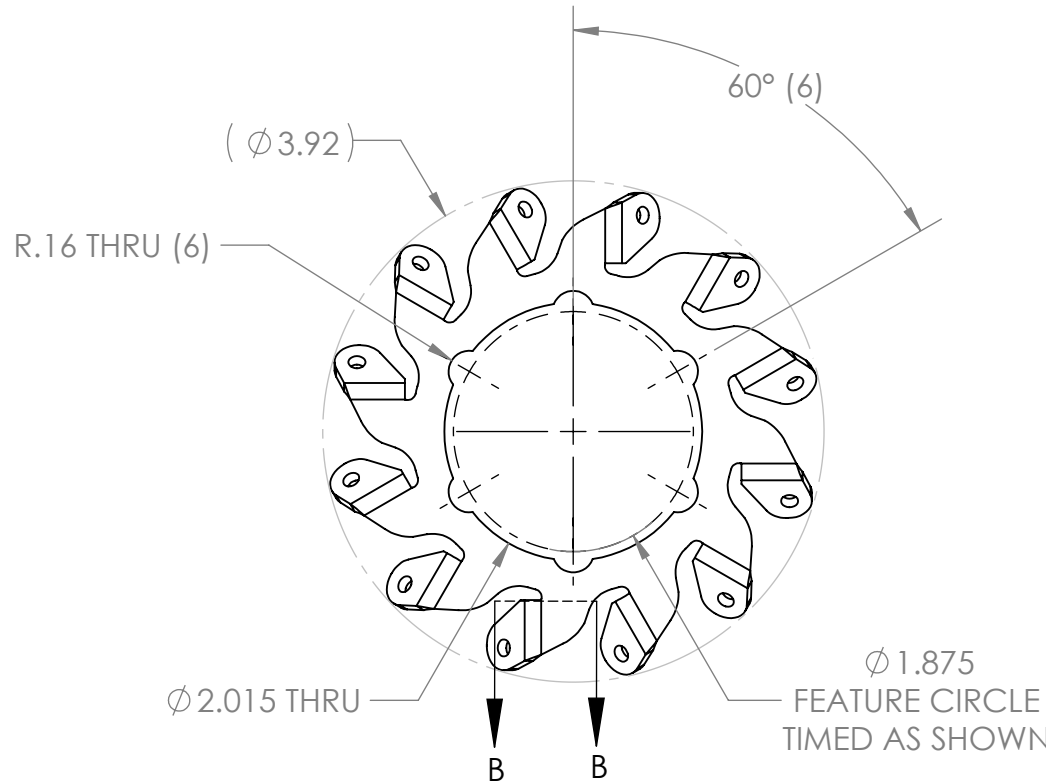
3

2

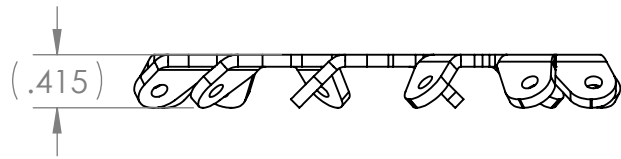
1

REVISION HISTORY			
REV.	DESCRIPTION	DATE	DRAWN BY
1	ORIGINAL PRINT	6/13/2022	P. YEUNG
2	UPDATED PART GEOMETRY	7/18/2022	P. YEUNG

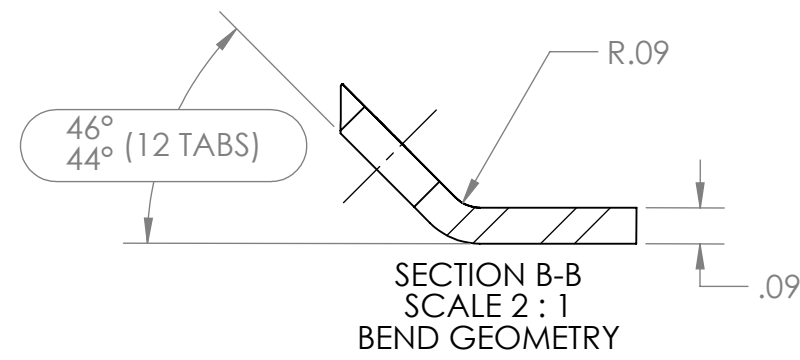
B



B



A



\*\*\* SEE CAD FOR ADDITIONAL TOOLPATH INFO\*\*\*

UNLESS OTHERWISE SPECIFIED:		COMMENTS:	
DIMENSIONS ARE IN INCHES		DUAL DIMENSIONS ARE IN MILLIMETERS.	
TOLERANCES:		BREAK ALL SHARP EDGES.	
FRACTIONAL	$\pm 1/16$	CHECKED	NAME
ANGULAR: MACH	$\pm 1^\circ$	ENG APPR.	NL
ANGULAR: BEND	$\pm 5^\circ$	MFG APPR.	
ONE PLACE DECIMAL	$\pm 0.1$	Q.A.	
TWO PLACE DECIMAL	$\pm 0.01$		
THREE PLACE DECIMAL	$\pm 0.005$		
FOUR PLACE DECIMAL	$\pm 0.0005$		
MATERIAL	CRS		
FINISH	DEBURRED ZINC PLATED		
DO NOT SCALE DRAWING			

TITLE: <b>4IN BALL BEARING MECANUM RIGHT PLATE</b>		
SIZE <b>B</b>	DWG. NO. am-4734R_plate	REV <b>2</b>
SCALE: 1:1.5		SHEET 1 OF 1

A

4

3

2

1